

RIDDARA
GEELY AUTO GROUP

**SRI LANKA'S
NO.1 PERFORMANCE
LIFESTYLE VEHICLE**



RIDDARA RD6 2WD | 4WD

EVOLUTION
AUTO
Authorised distributor

EVOLUTION AUTO IS A JOINT VENTURE BETWEEN ATMAN GROUP & SINO LANKA.

As a prominent player in the New Energy Vehicle sector, Evolution Auto is dedicated to advancing sustainable transportation through strategic global partnerships. With a strong international presence, the company delivers cutting-edge electric vehicles to the region.

In Sri Lanka, Evolution Auto collaborates with leading electric vehicle manufacturers to drive sustainability, promote eco-friendly transportation, and reduce carbon emissions, contributing to a greener future.



ATMAN
GROUP

Atman is a Singapore-based multi-family office investment firm specializing in global strategic investments across high-growth sectors worldwide, with a strong presence in key Asian markets.

The firm's diversified portfolio spans hospitality, aquaculture, retail, agriculture, and renewable energy, reflecting its commitment to sustainable and value-driven investments.



Sino Lanka
creating lasting impressions

Sino Lanka is a Sri Lankan entity focused on development across Asia through a collaborative network of individuals sharing strategic goals and impactful initiatives.

Their diverse investment portfolio spans several fields, including leisure, healthcare, education, financial services, renewable energy, and technology-driven solutions.

OUR GROUP
STRENGTH

11,000+
Staff Strength

10+
Global Markets

\$300Mn+
Annual Group Revenue

10+
Industries Served

BOARD OF DIRECTORS ATMAN GROUP



**MAHELA
JAYAWARDENA**

An international cricket legend and co-founder of the renowned and successful restaurant, Ministry of Crab.



**KUMAR
SANGAKKARA**

An international cricket superstar and co-founder of the luxury real estate developer, Crystal Property Group.



**NATHAN
SIVAGANANATHAN**

A visionary business, philanthropic, & entrepreneurial leader, co-founder of Sri Lanka's leading co-working space, Hatch.

BOARD OF DIRECTORS SINO LANKA



**BOB
KUNDANMAL**

A reputed entrepreneur heading Sino Lanka and STS Holdings, managing diverse sectors across Sri Lanka and Bangladesh.



**DHIREN
KUNDANMAL**

A dynamic leader with expertise in investment banking and consulting, holding degrees from UBC, Simon Fraser, and LBS.

MANAGEMENT TEAM EVOLUTION AUTO



**VIRANN DE ZOYSA
(GROUP CEO)**

With over 20 years of experience in the automotive industry at AMW, Virann de Zoysa has a proven track record of building and expanding brands. Under his leadership, he has driven market share dominance for 15 consecutive years, maintaining an average market share of 35% while managing renowned brands such as Suzuki, Nissan, and Renault.

He formerly served as the Chairman of the Ceylon Motor Traders' Association, affiliated with the Ceylon Chamber of Commerce.

GROUP PORTFOLIO

Hospitality & Real Estate



Education & Healthcare



Energy, Agriculture & Others



GEELY NETWORK


EMPOWERING THE NEXT GENERATION OF SMART, SUSTAINABLE VEHICLES

Geely Auto Group is a global leader in automotive manufacturing, focused on innovation, sustainability, and intelligent mobility. A subsidiary of Zhejiang Geely Holding Group, it pioneers the development of fuel-efficient internal combustion vehicles, new energy vehicles (NEVs), and connected cars.

With a strong international presence, Geely Auto Group operates advanced R&D centers, manufacturing facilities, and strategic partnerships. Its portfolio includes Geely Auto, Lynk & Co, Zeekr, and collaborations with Volvo Cars, Polestar, Lotus, and Proton. Geely Auto Group is committed to redefining the automotive industry through electric mobility, autonomous driving, and next-generation technologies.

GEELY

INTELLIGENT
MOBILITY



A Fortune 500 Company
For 11 Consecutive Years

One Of The World's
Top 10 Automotive Brands

35+ Years Of
Trusted Excellence

16 million+
Global Units Sold

RIDDARA
EV PICKUP LEADER

INTRODUCTION OF RIDDARA

Riddara is a premium intelligent EV brand that focuses on the outdoor ecosystem. Relying on the strong resources, extensive channels, and core technologies of Geely Auto Group, we aim to set the quality benchmark in the pickup truck segment.

As the leader in EV pickup sales in China from 2022 to 2024, Riddara is shaping the future with cutting-edge product design and R&D. Driven by a global vision, the company is committed to creating intelligent, connected outdoor experiences that exceed expectations.





RD6 2WD For Everyday Usage

The Perfect Daily Ride

Designed for urban driving and light off-roading, the Riddara 2WD features a two-wheel-drive system for efficient power usage. Perfect for busy professionals and growing families, it emphasizes safety, comfort, and efficiency during daily commutes.

Ideal for tech-savvy households seeking reliability, it easily transitions from work to family activities. With its practicality and eco-friendly features, the Riddara 2WD is the perfect choice for those balancing work and play.

- A two-in-one pickup truck: ideal for family and business.
- 100% Electric Pickup Truck With Versatile Truck Bed.
- Equipped with intelligence and comfort.



RD6 4WD For Outdoor Utilization

Outdoor activity

Engineered for thrill-seekers, nature lovers, and outdoor enthusiasts, the RD6 4WD delivers superior traction and stability for off-road exploration. Whether tackling rugged terrains, enjoying outdoor sports, or heading on weekend getaways, it blends performance, comfort, and reliability—ensuring every journey is as exciting as the destination.

With its robust design and advanced features, the RD6 4WD is perfect for those who embrace every aspect of life, from adventure-filled escapes to everyday outdoor experiences.

- Seamlessly adapts to any terrain for optimal performance.
- Offers an SUV-like drive with pickup functionality.
- Features intelligent technology and a premium interior.

RIDDARA RD6 2WD

EVERY ASPECT OF THE RIDDARA RD6 IS DESIGNED
TO EXCEED YOUR WILDEST IMAGINATION.



RIDDARA



Built for Versatility

The Riddara Rd6 is a 100% electric pickup truck designed for urban commuting and light off-road use, offering zero emissions and eco-friendly performance.

Redefining Performance

With its lightweight design and optimized suspension system, the RD6 2WD stands out as one of the fastest in its segment, offering an exceptional driving experience.

Driven by Tech & Design

Experience a spacious interior with cutting-edge intelligence, comfort, and seamless connectivity, ensuring every drive is sophisticated and enjoyable.

RIDDARA

PERFORMANCE

Power & Efficiency

The Riddara RD6 2WD range includes the RD6 Air (63 kWh) and RD6 Pro (73 kWh), combining performance and sustainability with a 100 kW motor for optimal torque and range.

Exceptional Acceleration

The Riddara Rd6 2WD offers outstanding speed and responsiveness, delivering a smooth yet thrilling drive with impressive acceleration, making it perfect for navigating city streets.

Payload & Towing Capacity

The RD6 combines thrilling performance with 1,030 kg payload and impressive towing capacity, making it a dependable, versatile vehicle for all your work and adventure needs.


RIDDARA RD6 2WD Air (63 Kwh)



RIDDARA RD6 2WD Pro (73 Kwh)



RIDDARA



63kWh

Battery Power (RD6 Air)


73kWh

Battery Power (RD6 Pro)

Dynamic Power & Fast Charging

The Riddara RD6 features a robust battery offering sustainable driving, impressive range, and consistent power for urban and off-road use. With an Intelligent Discharge system and fast DC charging, it ensures reliable electric functions anytime, anywhere, setting it apart in its class.

TECHNOLOGY



225mm

Ground Clearance

5.26m

Overall Length

Advanced Suspension & Effortless Handling


The Riddara RD6 Pro 2WD features MacPherson independent front suspension and multi-link rear suspension, offering a smooth ride. With a low center of gravity, 225 mm ground clearance, and 5.26-meter length, it excels in maneuverability and adapts to various conditions.



SAFETY

Advanced Airbag System

The Riddara RD6 is equipped with six airbags, including front, side, and curtain airbags, providing comprehensive protection for occupants in the event of a collision. This advanced airbag system enhances safety by minimizing impact forces and reducing the risk of injury.



Enhanced Body Structure

The Riddara RD6 is built with 70% high-strength steel, ensuring maximum durability and safety. This robust construction provides enhanced protection during collisions, making the vehicle more resilient to impact. With an impressive twist resistance of 30,300 N-m, the RD6 offers superior structural integrity.



Electric Parking Brake (EPB)

The Riddara RD6 features an EPB system, offering enhanced convenience and safety. With a simple push of a button, the EPB engages or disengages the parking brake, eliminating the need for manual handling. This modern system ensures smoother and more reliable braking.



INTERIOR



A Comfortable & Intelligent Cabin

Step into the Riddara RD6, where comfort and intelligence combine seamlessly. With a refined upholstery, spacious interiors, and advanced technology, every journey is a pleasure. Enjoy an advanced infotainment system, dual-zone climate control, driver assistance features, and ambient LED lighting. Thoughtful storage solutions and cutting-edge design that elevates your driving experience, making every moment in the Riddara RD6 extraordinary.



EXTERIOR

A Perfect Balance of Style and Function

The Riddara RD6 delivers a sleek and powerful exterior, highlighted by a bold grille and sharp LED headlights for improved visibility and style. Its aerodynamic design optimizes fuel efficiency, while the LED taillights and chrome accents add a refined touch. The 18-inch alloy wheels and power-adjustable side mirrors offer the perfect balance of elegance and practicality. And with a spacious cargo area, the RD6 ensures you have plenty of room for your gear, whether you're packing for a road trip or a busy day ahead.

48L

Rear Bench Storage

70L

Frunk Storage

1200L

Cargo Space (Bed)



INTERIOR VARIANT



Single Tone Black

EXTERIOR VARIATIONS



Black Night



White Cloud



Serene Blue



Light Blue

RIDDARA RD6 4WD

PUSH THE LIMITS OF EXPLORATION WITH
THE RIDDARA RD6 4WD DESIGNED FOR THE BOLD.



RIDDARA



Designed for Adventure

The Riddara RD6 4WD is a 100% electric pickup truck designed for off-road exploration and tough terrains, offering zero emissions and eco-friendly power.

Advanced Driving Dynamics

Effortlessly conquer any terrain with the Riddara RD6 4WD, featuring exceptional climbing capability and impressive water wading depth for ultimate off-road performance.

Elevated Interior

Experience luxury and comfort in the Riddara RD6 4WD, combining SUV-like elegance with the ruggedness of a pickup, for a smooth, refined drive.

RIDDARA

PERFORMANCE

Power & Efficiency

The Riddara RD6 4WD Horizon Pro (73 kWh) combines performance & sustainability with a 100 kW motor, delivering optimal torque and range for an enhanced driving experience.

Autonomous Technology

The Riddara Horizon Pro 4WD features L2 autonomous driving technology, offering advanced assistance with adaptive cruise control, lane-centering, and automated braking.

All-Terrain Performance

7 driving modes—Economy, Comfort, Sport, Off-road, Wading, Sand, and Mud—offer unmatched versatility, optimizing your vehicle's performance for diverse terrains and conditions.

RIDDARA RD6 4WD Horizon Pro (73 Kwh)



Acceleration
10.9s
0-100km/h



Maximum Torque
595NM
max power



Maximum Range
424km
max range



RIDDARA RD6 4WD



MAXIMUM CLIMBING CAPABILITY

Reach New Heights with the Riddara RD6 4WD

The Riddara RD6 4WD boasts an impressive 95% maximum climbing capability, expertly engineered to conquer the steepest terrains, including 43-degree inclines. Whether navigating rugged mountains or off-road trails, this powerful pickup ensures exceptional performance, control, and reliability, making it the ideal choice for any adventure or demanding landscape.

RIDDARA

TECHNOLOGY

73Kwh


Battery Power (RD6 4WD Pro)

225mm

Ground Clearance

5.26m

Overall Length



Intelligent Power and Performance

The Riddara RD6 4WD features a high-performance battery with impressive NEDC range and an intelligent 4WD system that adapts to any conditions. With an Intelligent Discharge system and fast DC charging, it ensures reliable performance, setting it apart from competitors.

Engineered for Precision and Superior Agility

The Riddara RD6 Horizon Pro 4WD offers MacPherson independent front suspension and multi-link rear suspension for a smooth ride. With a low center of gravity, 225 mm ground clearance, and 5.26-meter length, it provides exceptional maneuverability for diverse conditions.


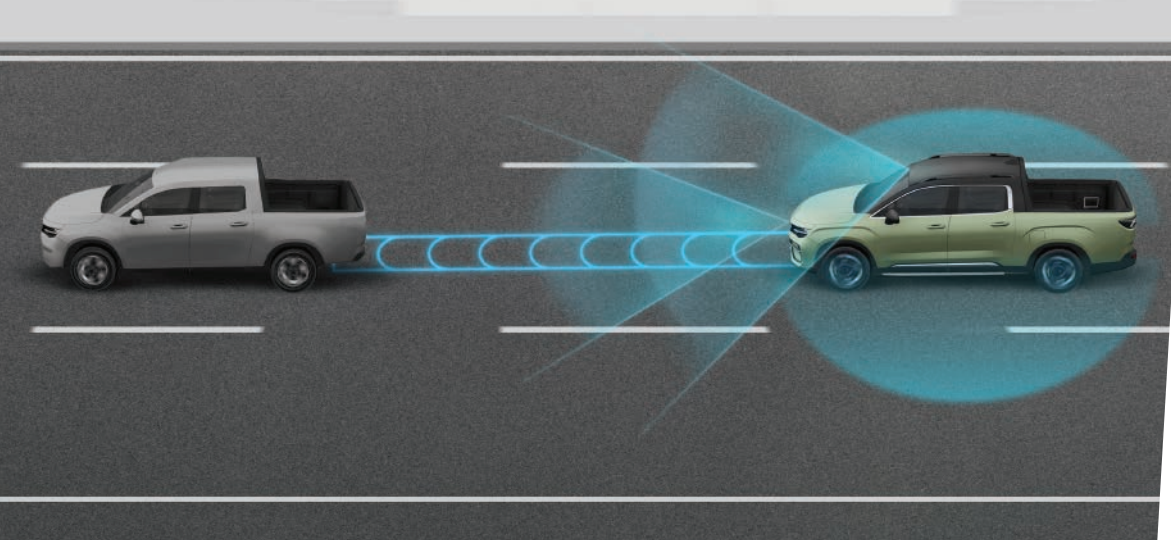
RIDDARA RD6 4WD



WATER WADING DEPTH

Explore Beyond Boundaries with the Riddara RD6 Pro 4WD

The Riddara RD6 Pro 4WD features an impressive 815mm water wading depth, making it highly capable in tackling challenging terrain. Whether crossing streams, rivers, or flooded roads, the RD6 Pro ensures confidence and safety, offering exceptional durability and performance in adverse conditions for an enhanced off-road experience.



SAFETY

The Riddara RD6 Horizon Pro 4WD includes all the features of the RD6 2WD, plus enhanced capabilities for more versatility & performance.

Intelligent Cruise Control

The Riddara RD6 comes equipped with intelligent cruise control, a feature designed to enhance both comfort and safety on long drives. This advanced system automatically adjusts the vehicle's speed to maintain a safe distance from the car ahead, ensuring a smoother and more relaxed driving experience.

Advanced Driver Assistance Systems

The Riddara RD6 is equipped with an advanced Driver Assistance System (ADAS) that enhances both safety and convenience. This cutting-edge technology includes features such as lane-keeping assist (Lka), adaptive cruise control (Acc), automatic emergency braking (Aeb), and collision detection, all designed to provide a smoother & safer driving experience.

540° Surround-View Camera

The Riddara RD6 is equipped with a state-of-the-art 540° surround-view camera system with an underbody view (available in 4WD), offering unparalleled visibility and confidence while driving. This advanced system provides a bird's-eye view of your surroundings, eliminating blind spots and ensuring better awareness of nearby obstacles.

RIDDARA RD6 4WD



SPACIOUS CARGO SPACE

Maximize Your Cargo with the Riddara RD6 Pro 4WD

The Riddara RD6 Pro 4WD features a spacious truck bed designed for both daily work and outdoor adventures. With ample cargo space, it ensures you can carry everything you need without leaving anything behind. Whether you're tackling tough tasks or exploring new destinations, the RD6 Pro offers unmatched practicality and versatility.



Unmatched Comfort and Technology

The Riddara RD6 Pro 4WD offers a luxurious, spacious cabin with premium upholstery and ergonomic seats for ultimate comfort. Its advanced infotainment system features a touchscreen display with navigation, CarPlay, and Android Auto. Smart storage solutions and customizable ambient lighting add practicality and style. Enhanced with driver assistance features, including adaptive cruise control and lane-keeping assist, the RD6 Pro ensures a secure, enjoyable ride.

EXTERIOR

A Perfect Balance of Style and Function

The Riddara RD6 Horizon Pro features a sleek, aerodynamic design with high-performance LED headlights and a bold grille for a modern, sophisticated look. Perfect for adventure enthusiasts, it offers ample cargo space to pack gear for any journey. The 18-inch alloy wheels and power-adjustable, heated side mirrors provide durability and convenience. Additionally, device charging capabilities ensure you stay powered up on the go. Whether for city drives or rugged adventures, the RD6 Horizon Pro is the ultimate blend of style, practicality, and adventure-ready features.

48L

Rear Bench Storage

70L

Frunk Storage

1200L

Cargo Space (Bed)



RIDDARA RD6 4WD



ROBUST DISCHARGE CAPACITY

Powerful Adventures Begin with the Riddara RD6 4WD

The Riddara RD6 Horizon Pro's 6kW discharge power and V2L capability provide efficient energy use. With five discharge positions, you can power devices wherever needed. Whether driving, parked, or charging and discharging simultaneously, the RD6 ensures you're always powered for adventure, offering convenient remote discharge control for extra flexibility.

INTERIOR VARIATIONS



Two Tone Black & Green



Single Tone Brown

EXTERIOR VARIATIONS



Nordic Green

The Riddara RD6 Horizon Pro Green exterior variant is distinguished by its exclusive two-tone interior color scheme, seamlessly blending black and green for a striking look.



Black Night



White Cloud



Serene Blue



Rock Grey

RIDDARA

DESIGNED FOR THE BOLD,
ENGINEERED FOR THE FUTURE



PRODUCT SPECIFICATION SHEET

SPECIFICATION	RIDDARA RD6 AIR 2WD	RIDDARA RD6 PRO 2WD	RIDDARA RD6 HORIZON PRO 4WD
Battery (Power)	63 Kwh	73 Kwh	73 Kwh
Drive Type (2WD/4WD)	2WD	2WD	4WD
DIMENSIONS			
Body Dimensions (Length/ Width/ Height (mm))	5260*1900*1880	5260*1900*1880	5260*1900*1880
Bed Dimensions (Length/ Width/ Height (mm))	1525*1450*540	1525*1450*540	1525*1450*540
Wheelbase (mm)	3120	3120	3120
Ground Clearance (mm)	225mm	225mm	225mm
Wheel/Tire Size (Inches)	235/60/R18	235/60/R18	235/60/R18
POWERTRAIN			
Electric Motor Type	Permanent Magnet Synchronous Motor	Permanent Magnet Synchronous Motor	Permanent Magnet Synchronous Motor
Battery Type	Lithium Iron Phosphate	Lithium Iron Phosphate	Lithium Iron Phosphate
Motor Power (Kwps)	100 KW (PMSM)	100 KW (PMSM)	100 KW (PMSM)
Maximum Torque (NM)	385NM	385NM	595NM
Range (NEDC STANDARD)	373km	461km	424km
Acceleration (Km)	10.4 Second (0-100 km/h)	10.4 Second (0-100 km/h)	10.9 Second (0-100 km/h)
Maximum Speed (Kilometers Per Hour)	185km	185km	190km
CHARGING INFORMATION			
Electricity Units Consumed To Charge (Fast charging with direct Current/time (DC) 30-80%)	30Kwh, 96min 60KWh, 48mins	30Kwh, 96min 60KWh, 48mins	30Kwh, 96min 60KWh, 48mins
Home Charger Supplied With Car (6.6KW Charger) (Normal charging with alternating current/time (AC)20-100%)	220V /240V:6.6 kw /7.8 hours	220V /240V:6.6 kw /9.3 hours	220V /240V:6.6 kw /9.3 hours
3-Level Regenerative Breaking System	●	●	●
LOADING & TOWING			
Pay Load Capacity (Kg)	1030 Kg	1030 Kg	1030 Kg
Towing Capacity (KG)	2500Kg	2500Kg	3000Kg
Super Climbing (Max climbing gradient without load)	55%	55%	95%
Wading Depth (mm)	500	500	815
Truck Bed Material	Fortium STC-2055-UV	Fortium STC-2055-UV	Fortium STC-2055-UV
Body Structure Strength	30300 N.m/deg	30300 N.m/deg	30300 N.m/deg
Cargo Space (Liters)	Rear Bench Storage 48L/ Frunk :70L/ Bed :1200L	Rear Bench Storage 48L/ Frunk :70L/ Bed :1200L	Rear Bench Storage 48L/ Frunk :70L/ Bed :1200L

SPECIFICATION	RIDDARA RD6 AIR 2WD	RIDDARA RD6 PRO 2WD	RIDDARA RD6 HORIZON PRO 4WD
STEERING & SUSPENSION SYSTEM			
EPS (Electric Power Steering)	●	●	●
Multi Functional Steering Wheel	●	●	●
Suspension (Front/Rear)	MacPherson Strut Front Suspension/ Multi-link Independent Rear Suspension	MacPherson Strut Front Suspension/ Multi-link Independent Rear Suspension	MacPherson Strut Front Suspension/ Multi-link Independent Rear Suspension
Brake System (Front/Rear)	Disc Brakes on All Four Wheels	Disc Brakes on All Four Wheels	Disc Brakes on All Four Wheels
Drive Mode	3 Modes (Economy/Comfort/Sport)	3 Modes (Economy/Comfort/Sport)	7 Modes (Sand/Mud/Off-road/Wading/Economy/Comfort & Sport)
POWER DISTRIBUTION SYSTEM			
Power Distribution (While Parked)	●	●	●
Power Distribution (While Driving)	●	●	●
Power Distribution (While Locked)	●	●	●
Power Distribution (While Charging)	●	●	●
6KW Power Outlet At The Truck Bed	●	●	●
European Standard Power Outlet	●	●	●
EXTERIOR EQUIPMENT			
Black Chrome Front Grille	●	●	—
Riddara LED Front Grille	—	—	●
LED Headlights	●	●	●
LED Day Time Running Lights	●	●	●
LED Light Bar Taillights	●	●	●
Side Steps	●	●	●
Tow Hook	—	—	○
Aluminium Roof Rails	○	○	○
Electric Tailgate Release	●	●	●
Power- Adjustable Side Mirrors	●	●	●
Power-Folding Side Mirrors	—	—	●
Side Mirror With Defrosting System	—	—	●
Automatic Front Windshield Wipers	●	●	●

SPECIFICATION	RIDDARA RD6 AIR 2WD	RIDDARA RD6 PRO 2WD	RIDDARA RD6 HORIZON PRO 4WD
INTELLIGENT DRIVING SYSTEM			
Intelligent Cruise Control (ICC)	—	—	•
Adaptive Cruise Control (ACC)	—	—	•
Autonomous Emergency Braking (AEB)	—	—	•
Forward Collision Warning (FCW)	—	—	•
Lane Keeping Assist (LKA)	—	—	•
Emergency Lane Keeping Assist (ELKA)	—	—	•
Lane Departure Warning (LDW)	—	—	•
Lane Change Assist (LCA)	—	—	•
Blindspot Detection (BSD)	—	—	•
Door Opening Warning (DOW)	—	—	•
Rear Cross Traffic Alert (RCTA)	—	—	•
Rear Cross Traffic Brake (RCTB)	—	—	•
Rear Collision Warning (RCW)	—	—	•
Forward Driver Alert (FDA)	—	—	•
SAFETY			
High-Res Resolution Rear/View Camera For Parking	•	•	—
540 Degree Surround-View Camera System With Underbody View	—	—	•
Electric Parking Brake (EPB) System	•	•	•
Auto Hold System	•	•	•
Electronic Stability Control (ESC) System	•	•	•
Emergency Brake Assist (EBA) System	•	•	•
Traction Control System (TCS)	•	•	•
Hill Hold Control (HHC) System	•	•	•
Hill Descent Control (HDC) System	•	•	•
Tire Pressure Monitoring System (TPMS)	—	—	•
Air Bags (Pieces)	4	4	6
Front Seatbelt Reminder	•	•	•
Rear Child Safety Door Lock	•	•	•
Spare Tire (T145-80 - R18)	•	•	•

SPECIFICATION	RIDDARA RD6 AIR 2WD	RIDDARA RD6 PRO 2WD	RIDDARA RD6 HORIZON PRO 4WD
INTERIOR EQUIPMENT			
Digital Driver Display (Inches)	Full LCD 10.2	Full LCD 10.2	Full LCD 10.2
Seat Upholstery	Synthetic Leather	Synthetic Leather	Premium Leather
Interior Colour	Black	Black	Brown/Black & Green
6-Way Power Adjustable Seats	Drive Seat Only	Drive Seat Only	Drive & Front Passenger Seat
Ventilation System (Front/Rear) Seat	—	—	•
60:40 Split-Folding Rear Seat	•	•	•
4 One-Touch Power Windows With Anti-Pinch System	—	—	•
ISOFIX Child Seat Anchors	•	•	•
MULTIMEDIA SYSTEM & CONVENIENCE			
Central Floating Screen	12.3-Inch	12.3-Inch	14.6-Inch
Voice Command System	•	•	•
Wi-Fi Connectivity System	•	•	•
Speakers (Position)	6 Speakers	6 Speakers	8 Speakers
50W Wireless Mobile Phone Charging Pad	—	—	•
AM/FM Compatible Audio System	•	•	•
Carbitlink (Apple car play)	•	•	•
Smart Key (Two Keys)	•	•	•
Keyless Entry System	Driver Side Only	Driver Side Only	Driver & Front Side
Cargo Bed Light	—	—	•
Dual Zone Automatic Climate Control	•	•	•
Rear Passenger Air Conditioning	•	•	•
CN95 Filter (Air Filtration System)	•	•	•
PM 2.5 (Air Filtration System)	•	•	•
One-Touch Reclining Seat	—	—	•
Note Symbol "•" Indicates Standard Device, Symbol "—" Indicates Equipment Not Available, Symbol "o" Indicates Optional Equipment.			

Drive with Confidence – Backed by Vehicle & Battery Warranty for Riddara RD6 2WD Air, RD6 2WD Pro & Horizon RD6 4WD Pro.



RIDDARA

Evolution Auto is the official authorized distributor for Riddara, committed to delivering cutting-edge automotive solutions with unmatched quality and reliability. Our partnership ensures access to genuine products, expert service, and a seamless experience for all our customers.



EVOLUTION
A U T O
Authorised distributor

HOTLINE

0744111202 | 0744111203 | 07744111204

Address

No. 52, 10th Floor, Ananda Coomaraswamy Mawatha, Colombo 03

Email

info@evolutionauto.lk